



THE COMPLETE

ADVENTURE ELOPEMENT

PLANNING GUIDE BOOKLET

With this guide, you'll have all the tools, inspiration, and support you need to craft a day that's just for you. Let's embark on this journey together and make your dream adventure a reality!

Web: www.faithashleephoto.com
Email: faithashleephoto@gmail.com
Social Media: [@faithashleephoto](https://www.instagram.com/faithashleephoto)



TABLE OF CONTENTS



- 03** Why Adventure Elopements
- 04** Choosing the Perfect Location
- 08** Ideal Seasons & Times
- 14** The Ceremony
- 19** Elopement Timeline Inspo
- 24** Packing List Essentials
- 26** Vendors & Support Team
- 30** Sample Budget Breakdown
- 34** Adventure Elopement FAQ's
- 35** Conclusion
- 36** Next Steps

WHY ADVENTURE ELOPEMENTS?

What exactly is an elopement, and how is it different from a traditional wedding? An elopement is all about you two and the adventure you're creating together. It's about intimate moments, no distractions, and zero pressure to follow a traditional wedding timeline or invite a long guest list. It's your day, your way - whether it's just the two of you or a few of your favorite people. Eloping is a chance to prioritize your connection over ceremony logistics, making every moment personal and meaningful.

An Adventure Elopement is a unique way to celebrate your love in nature's most stunning places. Whether it's exchanging vows at sunrise on a mountaintop or dancing beneath the stars, adventure elopements are for couples who crave unforgettable experiences over tradition. This is your chance to craft a day that's entirely your own, creating memories that are as real, raw, and breathtaking as your relationship.

But hey, I get it - all this freedom can be a bit overwhelming. So, as an experienced elopement photographer (who's eloped myself), I've got your back! I've put together 'The Complete Adventure Elopement Planning Guide Booklet' to help guide you through the planning process. Think of me as your adventure-loving friend, here to turn your wildest wedding dreams into reality. So, let's dive in and create a day you'll never forget!

✦ CHOOSING THE PERFECT LOCATION ✦

Choosing your elopement location is like setting the stage for your story. This day is all about being together in a place that feels right for you - whether that's a mountain range under a big sky, a hidden beach cove, or a quiet, magical forest. Let's look at some locations that could set the perfect scene:



MOUNTAINS

If nothing feels better than that fresh mountain air and those sweeping views, consider a mountain elopement.

Imagine exchanging vows in the peaks of Glacier National Park, in the rugged Tetons, or along the Cascades' forested trails. A mountain backdrop gives you so much to explore, whether it's a sunrise hike, a lake tucked into the hills, or a cozy spot with a panoramic view.

DESERTS AND CANYONS

If wide-open spaces and dramatic colors call to you, consider a desert or canyon elopement. Joshua Tree's unique landscape, Sedona's red rocks, or the surreal canyons of Utah and Arizona can bring a different kind of wild beauty to your day.



FORESTS

For a quieter, grounded vibe, a forest setting gives you that “just us” feeling. The Redwood forests in California or the misty trails of the Smokies are perfect for an intimate ceremony surrounded by towering trees. Picture a hidden spot where the light filters softly through the leaves - beautiful, serene, and timeless.



BEACHES AND COASTS

For a mix of calm and adventure, the beach can bring all the magic. Think of Oregon’s rugged coast or the softer sands of the Outer Banks in North Carolina. Waves crashing, sandy toes, the open sky - all make for an unforgettable moment. A sunset ceremony here can feel like it’s just you two and the world.



WATERFALLS AND RIVERS

If you’re looking for something a little different, waterfalls are just as amazing. Picture yourself in front of a stunning waterfall, feeling the cool mist on your face and surrounded by greenery. Whether it’s a famous spot or a hidden gem, the vibe is magical. The sound of the water and the sunlight sparkling off it create epic photo opportunities that capture all the joy of your day.





TIPS FOR FINDING THE PERFECT SPOT



Think about what feels natural for you two. Is it the mountains, the ocean, the woods? This setting is going to play a big part in the feel of your day, so let it reflect *you*. Once you have an idea of the type of spot you want, here are some tips to help you find *the* place:

CHECK LOCAL LAWS AND PERMITS

Scenic spots, especially in state or national parks, often require permits for ceremonies. It's worth checking online or calling to make sure you're set up with the right permits and know any rules for the area. The last thing you want is a surprise on the day, and this small detail helps protect these beautiful places for others too.

SCOUT YOUR SPOT (OR GET SOME HELP)

If you can visit ahead of time, scouting your location can help you get a feel for the layout and maybe even discover a hidden gem or two. If getting there early isn't possible, hiring a photographer or guide who can help plan is a great alternative - they'll know the best spots and how to make the most of your surroundings.

Alltrails is another amazing option for researching locations too!

THINK ABOUT ACCESSIBILITY & ADVENTURE LEVEL

Your elopement doesn't have to be extreme to be amazing. If you're both up for a mountain hike, go for it! But if you'd rather take it easy, there are still plenty of spots with that adventurous vibe that don't require strenuous hiking. Think about what feels comfortable for both of you on this special day.

PLAN FOR WEATHER FLEXIBILITY

Nature can surprise us, and sometimes the weather doesn't cooperate. It's a good idea to have a couple of backup spots nearby, like a cozy area sheltered by trees or a scenic viewpoint that works in rain or shine.

WHEN AND HOW TO BOOK

Some spots are accessible all year, but others may be limited by the season. For example, mountain passes might close in winter, and coastal spots can be breezier or foggier at certain times of the year. If your dream spot is a popular one, booking in advance will help secure your date and location.

For private or secluded areas, reach out to local authorities if you're unsure about access or any regulations. And if you plan to bring a small group, make sure there's room for everyone to be comfortable.

Remember, your elopement location doesn't have to be famous or "Instagram-worthy" - it just has to feel meaningful to you both. Think of yourselves in your chosen spot, saying your vows in the open air. Think about what's going to make you feel most at ease and in love. This day is about celebrating the two of you in a way that feels authentic and free. Take your time choosing, follow what feels right, and let yourselves get excited about the adventure ahead.



WHAT TIME OF YEAR SHOULD YOU ELOPE?

The season you choose is going to set the whole mood of your elopement day. Each one brings its own vibe, from spring's fresh blooms to winter's cozy, quiet magic. Here's a look at what each season has to offer and some things to keep in mind as you plan:

SUMMER

Summer gives you long days and access to just about anywhere. Mountains, trails, and hidden spots are open, and you can plan for those sunrise-to-sunset moments. Popular areas can get busy, though, so if you're after that private feel, we can find you a lesser-known spot or go early in the morning or later in the evening to avoid the crowds. Summer's warmth and energy make it ideal for those who want a big outdoor adventure.

FALL


Fall is full of nostalgia, with cooler air and those rich, golden colors that make everything feel a little more magical. If you're dreaming of vibrant leaves and cozy vibes, autumn is the way to go. Timing can be everything, though, since peak colors are brief and vary year to year. Mid-to-late fall can get chilly, especially in the mountains, but it's hard to beat that breathtaking color.

WINTER

Winter brings this quiet, intimate feel that's hard to find any other time. Picture fresh snow, bare trees, and a soft, serene landscape that feels like your own winter wonderland. While some places might be harder to reach or even closed, the beauty of a snowy scene and that extra cozy vibe can make winter so worth it. You'll just need to layer up and plan for chilly temps and maybe some snow-friendly boots!

SPRING

Spring is all about new beginnings, with everything blooming and coming back to life. Picture soft colors, wildflowers, and that feeling of fresh energy. Temperatures are usually mild, but be ready for surprises - higher elevations might still have snow, and rain is always possible. If you're drawn to gentle, colorful landscapes, spring could be your perfect season.



WHAT ABOUT THE TIME OF DAY?

Not only does the season matter, but the time of day you choose can totally change the feel of your elopement photos and experience. Here's a quick breakdown:

SUNRISE


Imagine the world just waking up, the quiet light filtering through, and having an epic spot all to yourselves. Morning light is soft and super flattering, giving your photos that calm, peaceful vibe. It's perfect if you're early risers and want a little solitude at your dream location.

MID-DAY

Midday might be a little bright and intense in open areas, it can also create stunning images with the sunshine on your cheeks, and it also works well in spots with natural shade—think forests or canyons. If you're drawn to rugged landscapes or plan to explore all day, midday light can create some beautiful contrasts and depth, especially if you're in an adventurous setting.

SUNSET

There's a reason golden hour is such a favorite. Sunset light is warm and dreamy, adding that beautiful glow to your photos. The whole world feels like it's turning gold, and it's an amazing way to wrap up your day. Sunset can be a popular time, so if you want privacy, we can plan around it to find the best spot.



EMBRACE THE ELEMENTS!

Mother Nature has her own plans sometimes, so flexibility is key. Here are some ways to work with the weather, whatever season you pick:

SPRING RAIN

Rain is part of the season's charm, adding depth and color to your photos. Clear umbrellas or a light waterproof layer can turn a rainy day into something beautifully moody and intimate.

SUMMER STORMS

Some areas, especially mountains and coastal spots, can get quick but intense storms in the summer. They usually pass fast, but it's a good idea to have a light rain jacket and maybe a backup sheltered spot.

FALL WINDS

Fall breezes can add that wild, windswept feel to your photos, so don't worry about your hair, it always turns out beautiful - but layering up will keep you nice and cozy. High elevations can be unpredictable, so an extra blanket and scarf can help.

WINTER CHILL

Winter weddings are gorgeous, but staying warm is a must. Wool layers, a cozy jacket, and warm boots will keep you comfortable while still looking stylish. Embrace the winter look, and let it add to the magic.

CHOOSING THE PERFECT DATE

If you're looking at popular spots, consider eloping on a weekday to skip the crowds. For those specific visions - like snow-capped mountains or peak fall colors - doing a little research or chatting with an expert can make all the difference. And remember, I'm always here to help you find that perfect date and spot.

At the end of the day, your elopement is all about you two in your dream place, with nature as your backdrop. So whatever season, weather, or time you choose, it's going to be perfect because it's *your* story.





CREATING AN EXPERIENCE



Your elopement isn't just a ceremony - it's an experience that reflects who you are! One of the best parts of an adventure elopement is the freedom to plan the day exactly how you want. Forget strict timelines and staged moments - this day is all about exploration and spontaneity. Whatever you can dream up, we can make it happen! Here's a few ideas to start dreaming up the perfect day!



SUNRISE AND COFFEE

Start the day with a peaceful sunrise, then cozy up with a coffee or picnic breakfast in a quiet spot that feels like it's just for you two.



EXPLORING NEW TRAILS

Picture yourselves hiking to a stunning viewpoint, wandering along a secluded beach, or discovering a hidden waterfall. It's all about the thrill of exploring together. (you never know what we may see!)



SUNSET AND STARGAZING

Round out your day as the sun dips below the horizon, and stay out under the stars, soaking in every second together.

★ YOUR CEREMONY: ★

VOWS, TRADITIONS, AND PERSONAL TOUCHES

Your ceremony is the heartbeat of your elopement day - the moment where everything else fades away, and it's just the two of you. Whether you're standing on a mountainside, by the ocean, or in the quiet of a forest, this time is yours to speak from the heart, honor your connection, and make the experience as personal and real as you want. Without the formality of a big crowd, you're free to craft a ceremony that feels relaxed, true to you, and unforgettable.





✦ WRITING AND ✦ PERSONALIZING YOUR VOWS

With just the two of you, your vows can be as raw, real, and heartfelt as you'd like. Whether you already know exactly what you want to say or need some gentle guidance, we'll make sure your words feel authentic and unforgettable. Here's how:

FIND INSPIRATION

Look back at your love story. Maybe it's an inside joke, a shared adventure, or the little things that made you fall in love. These are the moments that will bring your vows to life and make them feel truly special.

SPEAK FROM THE HEART

Don't worry about making your vows perfect. This is a moment between you two, not a performance. Focus on what you feel, what you promise, and the dreams you look forward to sharing.

ADD A SURPRISE TOUCH

If it feels right, throw in something unexpected! It could be a small gift, a line from a favorite song, or even a memory only the two of you share. These touches make your vows even more personal and special.

★ CREATING PERSONAL ★ RITUALS OR TRADITIONS

An elopement gives you the freedom to weave in meaningful rituals or traditions without any pressure to follow “rules.”

Here are a few ideas to make your ceremony even more unique:

UNITY RITUALS

Consider a unity candle, sand ceremony, or maybe something a little different like blending your favorite wines or creating a small piece of art together. With an elopement, the possibilities are endless - pick or create something that reflects your relationship.

HANDBASTING OR RING WARMING


Handfasting, where your hands are bound with ribbon or cord, symbolizes your unity and commitment. Or, consider a ring warming by holding each other's rings before exchanging them, filling them with love and intention.

TAKE A MOMENT OF REFLECTION

Pause to take in the beauty around you, feel the love you share, and embrace the journey ahead. It's a simple, grounding way to be fully present in the moment.



ADDING CULTURAL OR FAMILY TRADITIONS



This is your time to bring in any personal, cultural, or spiritual elements that matter to you. Maybe it's a handfasting, a unity ceremony, or something unique to your relationship. Whatever it is, we'll create a space for it to feel intimate and natural.

ANCESTRAL OR SPIRITUAL ELEMENTS

Incorporate elements from your heritage or beliefs, like a blessing, traditional attire, or a reading from something meaningful. These can be powerful ways to bring your background into your ceremony.

TRIBUTES TO FAMILY OR LOVED ONES

If certain family members can't be there, consider ways to honor them with small mementos or gestures. Maybe you wear jewelry passed down through generations or carry a small token. These touches can make it feel like your loved ones are right there with you.



ADD IN SOME SMALL TOUCHES TO MAKE IT YOURS



DECORATE YOUR SPACE

Nature will do most of the decorating, but small additions like a handmade arch, a few flowers, or a blanket to stand on can make the setting feel even more special and personal.



PERSONALIZE THE OFFICIANT'S WORDS

If you have an officiant (or a friend or family member officiating), talk with them about including details from your story. Little personal touches make the ceremony feel closer to home.



SET THE MOOD WITH MUSIC

If you have a song that's meaningful to you, consider playing it softly or even singing a line together. Or you can let nature be the soundtrack - the rustle of leaves, the sound of waves, or the call of birds can be perfect, either recorded or at a setting these sounds occur frequently.

ELOPEMENT TIMELINE INSPO

Your elopement day is all about crafting an experience that feels just right for the two of you - whether that means exploring from sunrise to starlight or stretching the celebration over a few days. There's no rulebook, only endless possibilities! To help you start dreaming, I've created some sample timelines that show just how magical a full-day or multi-day elopement can be. Think morning hikes to hidden views, cozy nights by the fire, and all the personal touches that make your love story unique. Dive in, get inspired, and picture what an adventure elopement could look like for you two.



SAMPLE #1

MULTI-DAY BACKPACKING ELOPEMENT ADVENTURE

DAY 1: Arrival and Backpacking with Friends & Family

1:00 PM - ARRIVAL AT TRAILHEAD

Arrive at the trailhead with close friends and family who will be part of your journey. We'll take our time to gather gear, chat with everyone, and soak in the excitement.

2:00 PM - BEGIN HIKE WITH FRIENDS & FAMILY

Start your hike up the trail, leading your loved ones halfway up the mountain. We'll pause along the way to capture group photos, laughter, and candid moments in the stunning surroundings.

5:00 PM - SET UP CAMP & ENJOY THE EVENING

Reach a beautiful spot to set up camp with your friends and family. After settling in, everyone can take a moment to relax, unwind, and appreciate the natural beauty around us.

6:00 PM - DINNER IN THE WILDERNESS

Share a cozy outdoor dinner together, either prepared over a campfire or brought along. I'll capture these moments as you all connect, share stories, and celebrate your upcoming elopement day.

7:00 PM - CAMPFIRE, MUSIC & STARGAZING

Gather around the campfire with loved ones for music, storytelling, and stargazing. Bring out a guitar, toast marshmallows, and share laughter as everyone enjoys this special night under the stars.



SAMPLE #1

MULTI-DAY BACKPACKING ELOPEMENT ADVENTURE

DAY 2: Sunrise Elopement Day

5:30 AM - SUNRISE HIKE TO CEREMONY LOCATION

Wake up early for a sunrise hike to a secluded ceremony spot. Your friends and family will help tear down camp and meet us at the trailhead later in the day. The sunrise hike will offer beautiful lighting and quiet moments as we make our way up together.

6:00 AM - GETTING READY & FIRST LOOK

Arrive at the ceremony location, taking time to get ready amidst nature's beauty. I'll capture a heartfelt first look among the breathtaking views - letting you take a moment to truly soak in some time together before the vows.

7:00 AM - PRIVATE CEREMONY

Exchange vows in a private ceremony, just the two of you, in a stunning, secluded setting. I'll quietly document this intimate celebration, allowing you to focus entirely on each other in the stillness of nature.

8:30 AM - RETURN TO TRAILHEAD TO CELEBRATE

Hike back down the trail, reuniting with friends and family at the trailhead. Together, we'll celebrate with toasts, hugs, and photos to capture this joyful moment. Bring along light snacks or mimosas for a small post-ceremony toast!

11:00 AM - ADVENTURE ACTIVITIES

Spend the afternoon with your loved ones by the lake, choosing from activities like canoeing, kayaking, or a group horseback ride. These activities give everyone a chance to bond, explore, and make memories while I document everyone's laughter and shared adventure.

2:00 PM - PORTRAIT SESSION WITH COUPLE & FAMILY

Capture more moments with your partner and family as we explore scenic spots for photos. These portraits will tell the story of your adventure-filled day and the joy of being surrounded by loved ones.

4:00 PM - DINNER CELEBRATION WITH FAMILY & FRIENDS

End the day with a special dinner in a cozy setting - whether at your camp, a lodge, or a rustic outdoor dining space. Share toasts, laughter, and delicious food as the perfect close to your elopement celebration.





SAMPLE #2



FULL-DAY ALASKAN ELOPEMENT ADVENTURE

MORNING: Getting Ready

8:00 AM - COFFEE & QUIET TIME

Wake up in your cozy cabin or Airbnb, taking in the Alaskan wilderness around you. Enjoy a quiet breakfast together and take in the peace of the day ahead.

9:00 AM - GETTING READY SEPARATELY

Spend the morning getting ready in separate areas of the cabin. Take your time with the full prep: hair, makeup, and details that make you feel your absolute best. Meanwhile, I'll capture the candid moments and all the excitement and anticipation.

11:00 AM - FIRST LOOK OUTSIDE YOUR AIRBNB OR CABIN

Step outside for a breathtaking first look surrounded by Alaska's wild beauty. This is your moment to take each other in, fully present, as the day truly begins.

EARLY AFTERNOON: Legal Ceremony & Helicopter Adventure

12:00 PM - QUICK LEGAL CEREMONY AT A LOCAL LODGE

We'll meet your officiant at a rustic Alaskan lodge to sign your marriage certificate and make things official. This quick ceremony keeps things simple but meaningful.

1:00 PM - HELICOPTER RIDE TO GLACIAL FIELDS & ICEBERGS

Hop into a helicopter for an incredible ride over icebergs, glacial fields, or the Kenai Fjords. The scenery below is otherworldly, giving you both a sense of awe as we're whisked away to the remote spot where you'll say your vows.

1:30 PM - VOW EXCHANGE

Touch down in a remote area and take in the untouched beauty around you. Here, in the stillness of Alaska's wild, exchange your vows—just the two of you. With the icy, blue landscapes all around, this is a moment that I'll document in all its intimate, raw, and unforgettable glory.

2:00 PM - EXPLORING & PORTRAITS

Spend time exploring this surreal landscape together, and I'll capture it all. Laugh, wander, and take it all in as newlyweds, with the glacial fields and crisp Alaskan air adding to your adventure.

3:30 PM - RETURN HELICOPTER RIDE TO THE LODGE

We'll hop back in the helicopter and enjoy the scenic journey back to the lodge, where you can savor the thrill of the day's adventure.

EVENING: Dinner & Celebration

5:00 PM - DINNER AT THE LODGE

Arrive back at the lodge for a celebratory dinner. Enjoy a cozy, delicious meal together, reflecting on the day's moments and everything that made it special.

6:30 PM - RETURN TO YOUR CABIN OR AIRBNB

Head back to your cabin for some quiet, intimate time together. Change into comfortable clothes and relax as the sun starts to set.

7:30 PM - FIRST DANCE BY THE CAMPFIRE

As the Alaskan blue hour descends, light a campfire near your cabin and share your first dance under the open sky. With the flickering firelight and the stars beginning to appear, this moment is yours to savor. Toast marshmallows, share stories, and soak up every moment of this unforgettable day.

SAMPLE #3

8 HOUR SEDONA ELOPEMENT ADVENTURE

2:00 PM - GETTING READY AT AIRBNB

Start the afternoon in a cozy desert lodge with sweeping views of Sedona's iconic red rocks. This is your time to take it all in - whether you're getting ready separately or together.

3:00 PM - FIRST LOOK IN THE RED ROCKS

We'll head to a scenic, tucked-away trail for a first look amidst Sedona's towering red rocks. With desert colors surrounding you, it's the perfect backdrop for a private moment, just the two of you, before your vows.

3:30 PM - SCENIC DRIVE TO CATHEDRAL ROCK

We'll take a relaxed drive to Cathedral Rock, one of Sedona's most breathtaking spots. With views opening up all around, this part of the day is all about being fully present and enjoying the journey together.

4:00 PM - CEREMONY AT CATHEDRAL ROCK

At a secluded spot overlooking the valley, exchange vows as the golden light of late afternoon warms the landscape.

4:45 PM - SUNSET PORTRAITS AND EXPLORATION

Gather around the campfire with loved ones for music, storytelling, and stargazing. Bring out a guitar, toast marshmallows, and share laughter as everyone enjoys this special night under the stars.

6:00 PM - CHAMPAGNE TOAST AND LIGHT DINNER PICNIC

Settle into a quiet spot for a relaxed picnic, complete with champagne, snacks, and a few local treats. It's a chance to laugh, enjoy good food, and celebrate in the peaceful beauty of the desert as day turns to night.

7:00 PM - STARGAZING AND FINAL MOMENTS

As the sun sets fully and stars start to dot the sky, take in the quiet beauty of the desert night. Stargazing under the vast open sky makes for a beautifully calm ending to your day, a final memory to savor before heading back to the lodge.





PACKING LIST ESSENTIALS



When you're heading out for a wild adventure, a little planning can make all the difference in helping you stay comfortable, safe, and totally present for every moment. Packing the right essentials keeps the day easy, fun, and lets you focus completely on each other and the experience.

Here's a list of must-haves to keep in mind, tailored for your adventure.



FOR THE WEATHER

Mother Nature loves to keep things interesting, so a few weather-specific items can make all the difference.

Packing for the elements means you'll be ready to embrace the day, whether it's cool mountain air, a bit of rain, or plenty of sunshine.

- Layers
- Rain Gear
- Hand Warmers
- Sun Protection

COMFORT AND CONVENIENCE

Being out in a remote spot is incredible but can mean a long day with few amenities. A few thoughtful essentials will keep you relaxed, comfortable, and ready to enjoy each moment together without any distractions.

- Reusable Water Bottles
- Snacks and Small Meals
- Blanket or Towel
- First Aid Kit



CEREMONY AND TOUCH-UPS

It's the little things that keep you feeling your best and let you fully enjoy the day. With a few touch-up items on hand, you can stay comfortable and photo-ready for every moment that unfolds.

- Touch Up Makeup Kit
- Extra Hair Ties and Pins
- Sewing Kit and Safety Pins
- Mirror and Compact



SENTIMENTAL & FUN EXTRAS

Adding a personal touch or two makes your elopement feel even more special. These little extras will help capture the memories in a way that's completely yours.

- Personalized Vow Books
- Polaroid or Disposable Camera
- Gifts or Letters for One Another



MISCELLANEOUS MUST-HAVES

Some final essentials to bring it all together. From staying connected to navigating remote areas, these items will help you make the most of wherever the adventure takes you.

- Charged Phone + Portable Charger
- Maps and Directions
- Headlamp or Flashlight



★ VENDORS AND SUPPORT TEAM ★

Even in an intimate elopement, the right vendors can bring your vision to life and make sure everything flows smoothly. They'll help create an unforgettable experience that reflects your style, from a beautiful bouquet to a delicious meal to an officiant who makes your ceremony feel like you. Here's a breakdown of key vendors for an adventure elopement and how they'll elevate your day.



HIRING YOUR DREAM TEAM

Unlike traditional weddings, elopements don't need a long list of vendors. But the ones you do choose should be as adventurous and flexible as you are! When putting together your team, look for vendors who are thrilled to work in unique locations and are ready to adapt to the outdoor setting.

KNOWLEDGE & RESEARCH SKILLS

Local insights are priceless, but working with vendors experienced in destination elopements brings an extra level of adaptability. Look for vendors (like myself) who know how to research the best spots, handle permits, and prep for the location you choose.

ADVENTURE-READY ATTITUDE

Adventure elopement vendors are used to working in places like mountaintops, secluded beaches, or forest clearings. Look for pros who thrive in non-traditional settings and can handle the logistics of the outdoors - they're often excited to get a little creative, too!





VENDORS LIST

FOR YOUR ADVENTURE ELOPPMENT



KEY VENDORS

OFFICIANT

Your officiant sets the ceremony's tone, whether you're going for spiritual, lighthearted, or deeply personal. If you're eloping somewhere meaningful, a local officiant can add cultural or historical elements that deepen the experience. Or, ask a friend or family member to officiate for an extra personal touch.

FLORIST

A bouquet or boutonniere adds color and tradition to your day, especially set against a natural backdrop. Find a florist who's comfortable with outdoor-friendly arrangements and consider local flowers or greenery that'll fit right in with your setting.

HAIR & MAKEUP ARTIST

A professional stylist can help you feel polished and confident in any weather. Many stylists who work with elopements offer mobile services, creating looks that stand up to the elements so you'll look amazing from sunrise to sunset.

ADVENTURE PHOTOGRAPHER

Of course, capturing your day is key! When it comes to your adventure elopement, having the right photographer by your side makes all the difference. Your photographer will preserve every beautiful moment, from laughter and tears to epic landscapes.

ADDITIONAL OPTIONS TO ADD TO YOUR DAY

PRIVATE CHEF OR CATERER

Want a special meal without the restaurant scene? A private chef or caterer can be a memorable choice, creating a gourmet picnic, a mountain-top meal, or even a campfire dinner. They'll add a delicious twist to your adventure.

TRANSPORTATION SERVICES

If your location's tricky to get to, a local transportation service can make sure you arrive safely, whether that's by off-road vehicle, boat, or even helicopter. This can be a unique, exhilarating part of your day!

LIVE MUSICIAN OR SOUND SYSTEM

Music is a powerful way to set the mood for your ceremony or celebration. Whether it's a musician playing your favorite song or a small sound system with a curated playlist, it can add a magical soundtrack to your memories.

VIDEOGRAPHY

Photography is essential, but videography can bring an added layer of emotion to your elopement. A videographer can capture the sounds, movement, and atmosphere, preserving the energy and details that make your day one of a kind.

TIPS FOR COORDINATING WITH YOUR VENDORS

To keep everything smooth, it helps to coordinate closely with your vendors. Here are a few tips to make sure everyone's on the same page:

SHARE LOGISTICS & LOCATION DETAILS

Let your vendors know specifics like access limitations, hiking trails, remote areas, or any permits they might need. This helps them prep and bring the right gear.

PREPARE FOR THE WEATHER

Let your vendors (especially hair and makeup artists and florists) know about potential weather conditions. High winds, rain, or intense sunlight can all impact their work, and they'll appreciate the heads-up!

PLAN FOR TIMING & LIGHT

For photos and video, timing is everything. I'll work with you to capture the best light, whether it's the glow of sunrise or golden hour. Other vendors, like your florist or caterer, will also benefit from knowing the day's schedule.

Above all, you want vendors who understand your vision and feel just as excited for your day. Your team should feel like an extension of your adventure - bringing not only their skills but also their enthusiasm for the journey. With the right, adventure-minded vendors by your side, your elopement will be as seamless, magical, and meaningful as you've dreamed.

✦ BUDGETING 101 ✦

Setting a realistic budget for your adventure elopement is essential to creating your dream day without unexpected expenses.

Elopements are often more affordable than traditional weddings, but costs can vary depending on location, travel, and the vendors that match your vision. Here's a sample budget to help guide you toward a seamless, unforgettable experience:



KEY AREAS OF YOUR ELOPEMENT BUDGET

Each elopement is unique, and where you prioritize your budget will reflect what's most meaningful to you. Here's a look at some key elopement expenses and what they typically include:

TRAVEL AND ACCOMMODATION (25-35%)

Getting to your ideal destination may involve flights, car rentals, and accommodations. If you're planning a remote or off-grid location, you might also need transportation services like ferry rides, train tickets, or guided off-road vehicles. Choose accommodations that allow you to relax, explore, and soak in your surroundings - this is, after all, your time to connect and celebrate without distractions.

PHOTOGRAPHY AND VIDEOGRAPHY (35-45%)

Capturing your day in a way that keeps the memories alive is a priceless investment. Adventure elopement photography and videography covers so much more than a typical wedding day; it's about documenting the entire experience, from getting ready and exchanging vows to exploring breathtaking landscapes together. With multi-day or full-day coverage, you'll have your whole story preserved, so every moment can be relived.

ATTIRE & ACCESSORIES (10-15%)

Elopement attire is often more flexible and personal than traditional wedding wear, allowing for style and practicality. Think about clothing layers, shoes with solid grip, and outdoor accessories that match the vibe of your location. To elevate your experience, you might splurge on a custom bouquet or boutonniere that reflects the natural beauty around you, adding even more charm to your photos.

CEREMONY & PERMITS (5-10%)

Many scenic outdoor locations require permits for gatherings or professional photography, especially in National Parks or protected areas. Researching these details in advance ensures you're fully prepared and avoids last-minute surprises. Be sure to budget for any necessary permits, location fees, and officiant fees as needed.

FOOD & CELEBRATION (5-10%)

Just because you're eloping doesn't mean you have to skip out on a celebration meal! After your vows, enjoy a private dinner, a gourmet picnic, or even a catered meal in a cozy cabin. Budget for a meal that feels special, whether it's fine dining or a casual barbecue. If you're a foodie, splurge on an unforgettable meal that complements the spirit of your day.

OTHER VENDORS & EXTRAS (5-10%)

From makeup artists to florists, you can include any extra elements that make the day uniquely yours. Think about what will enhance your experience: maybe a private musician, a stunning bouquet, or a local guide to show you the hidden gems. These little touches add personality to your day, helping create an experience that's entirely yours.



SAMPLE BUDGETS

A QUICK BREAKDOWN OF YOUR EXPENSES

For a \$15,000 Adventure Elopement


EXPENSE CATEGORY	PERCENTAGE	ESTIMATED COST
Travel, Accommodation, and Entertainment	30%	\$4,000
Photography & Videography	40%	\$6,000
Attire & Accessories	12%	\$1,500
Ceremony & Permits	8%	\$1,000
Food & Celebration	5%	\$1,200
Other Vendors & Extras	5%	\$1,300

For a \$25,000 Destination Elopement Abroad

EXPENSE CATEGORY	PERCENTAGE	ESTIMATED COST
Travel, Accommodation, and Entertainment	30%	\$7,000
Photography & Videography	30%	\$7,500
Attire & Accessories	15%	\$3,500
Ceremony & Permits	8%	\$1,500
Food & Celebration	12%	\$3,000
Hair, Makeup, and Styling	7%	\$1,750
Other Vendors and Extras	8%	\$1,750



These breakdowns are a guide, not a rule! Every couple's budget will look different based on personal priorities and the details of your chosen location.



TIPS FOR CREATING A FLEXIBLE ELOPEMENT BUDGET

Creating a thoughtful budget will let you focus on what truly matters, making sure your day is a true reflection of your personalities and love for one another. Here's some quick tips.

PRIORITIZE YOUR MUST-HAVES

Think about the elements of your day that are most important to you. If preserving memories with a cinematic, full-day photography and videography collection is a priority, allocate your budget accordingly.

LEAVE ROOM FOR SURPRISES

Outdoor settings can sometimes bring unexpected expenses, like extra gear, travel arrangements, or an unplanned meal. Having a small buffer keeps things stress-free.

BALANCE YOUR CHOICES

Adventure elopements are all about freedom. If you're investing in capturing every detail, consider where you might choose simpler options—whether for attire, food, or even other vendors - to ensure your budget reflects what's most important to you.



PLANNING CHECKLIST

A QUICK MONTH-BY-MONTH GUIDE

6-12 MONTHS BEFORE

- Dream big:** Think about the type of experience you want—mountains, beaches, forests, or something completely unique.
- Choose your date:** Consider the season and weather for your location. Start location scouting: Research places that resonate with you or chat with me for ideas!
- Book your photographer (that's me!):** Lock in your date so we can start planning all the fun details.
- Set your budget:** Outline costs for travel, attire, vendors, and anything special you'd like to include.




4-6 MONTHS BEFORE

- Plan the vibe:** Will it just be the two of you? Or are you inviting a few loved ones?
- Secure your location:** Apply for any necessary permits and book accommodations.
- Book additional vendors:** Start reaching out to florists, officiants, hair and makeup artists, or anyone else you need to complete your day.
- Choose your attire:** Find outfits that are comfortable, adventure-friendly, and make you feel amazing.
- Start travel arrangements:** Book flights, rental cars, or any transportation you'll need. (if you need passports, make sure to file for these at least 6 months prior to your trip)

2-4 MONTHS BEFORE

- Create your timeline:** Work with me to map out a day (or multi-day adventure!) that feels natural and fun.
- Plan your vows:** Start brainstorming what you'd like to say. This can be as simple or detailed as you want.
- Scout the area:** If possible, visit your location or research trails, viewpoints, or unique spots to explore.
- Confirm details with vendors:** Make sure everyone knows when and where to show up.
- Order extras:** Vow books, Polaroid cameras, or anything you want to make the day extra special.



PLANNING CHECKLIST

A QUICK MONTH-BY-MONTH GUIDE

1 MONTH BEFORE

- Finalize your plans:** Double-check all permits, travel arrangements, and accommodations.
- Create your packing list:** Include everything from your outfits to hiking boots to snacks.
- Check the weather:** Start keeping an eye on forecasts to prepare for any surprises.
- Talk logistics:** Review your timeline with me so everything flows seamlessly.



1-2 WEEKS BEFORE

- Pack your bags:** Include all the essentials, plus a backup plan for unpredictable weather.
- Write your vows:** If you haven't already, take time to write something meaningful to each other.
- Confirm details:** Touch base with vendors one last time to ensure everything's set.
- Rest and recharge:** Take it easy leading up to your big adventure—you'll want to feel your best!

THE DAY BEFORE

- Lay everything out:** Double-check your packing list and make sure you have all the essentials.
- Scout your location:** If possible, visit your ceremony spot to get a feel for the area.
- Relax and soak it in:** Spend some quiet time together and get excited about what's ahead.





FAQ'S

COMMONLY ASKED QUESTIONS



Planning an elopement can bring up a lot of questions, and I'm here to help make the process as smooth and stress-free as possible. Below, you'll find answers to some of the most common questions I get. If you don't see what you're wondering about, feel free to reach out - I'd love to chat and make sure all your questions are answered!

WHAT HAPPENS IF THE WEATHER DOESN'T COOPERATE?

Ah, nature - it's unpredictable, and that's part of the magic! I'll help you stay flexible with a backup plan in case of bad weather. Sometimes those cloudy skies or light rain actually give your photos a dreamy, cinematic feel. I'll keep a close eye on the forecast, and together we'll figure out how to adjust the timeline or location if needed, so we can make the most of whatever the weather brings.

DO WE NEED A PERMIT TO ELOPE IN CERTAIN PLACES?

Some beautiful, remote locations - especially national parks or protected areas - require permits. But don't worry, I'll be there to guide you through the process. I'll make sure all the legalities are covered so you can focus on your vows and the adventure ahead, without any paperwork stress.

HOW FAR IN ADVANCE SHOULD WE BOOK OUR ELOPEMENT?

While elopements tend to be more flexible than traditional weddings, planning ahead is still key, especially if you have a dream location in mind or are looking at peak seasons. Ideally, we'll start planning 6-12 months before your big day, but if you're feeling spontaneous, I'm all for making things happen quickly - let's work with what you've got!

WHAT SHOULD WE WEAR FOR OUR ADVENTURE ELOPEMENT?

Your outfit should reflect who you are and the vibe of the day, but comfort is key, especially for an adventure! If you're headed for a mountain or a hike, think about layers to keep you warm and comfortable. If you're by the water, consider a flowing dress or outfit that moves with the breeze - those windblown photos are always magical. And of course, sturdy shoes are a must! If you need advice on blending your style with practicality, I'm happy to help you choose attire that fits the terrain while keeping you feeling beautiful and confident.

CAN WE BRING FRIENDS AND FAMILY TO OUR ELOPEMENT?

Absolutely! You can have a super intimate, just-the-two-of-you ceremony or invite your closest friends and family to join in the celebration. We can plan parts of the day to keep it private or allow for shared moments with your loved ones, whatever feels right for you. If you want your guests to be part of your adventure, I'll help make it seamless and stress-free.

HOW DO WE HANDLE THE LEGAL MARRIAGE REQUIREMENTS IF WE'RE ELOPING OUT OF STATE OR ABROAD?

Each place has its own legal requirements, but don't worry - I've got you covered! I'll walk you through what needs to be done, whether that's applying for a marriage license in advance, meeting with an officiant in person, or taking care of the legal side back home and just having a symbolic ceremony where you're eloping. You focus on your love and the experience, and I'll help with all the technicalities.

WHAT'S INCLUDED IN YOUR ELOPEMENT PHOTOGRAPHY PACKAGE?

I offer a variety of collections, from half-day to multi-day coverage, so you can choose what fits your vision best. Each collection includes everything you'll need to capture your whole experience - from those quiet morning moments to the magic of stargazing at night. You'll get a full set of high-res, edited photos, a custom online gallery for sharing with loved ones, and a highlight slideshow set to music. And, within 24 hours, I'll send you sneak peeks so you can start reliving those moments right away! If you haven't already, reach out and I'll share all the details with you, helping you find the perfect collection for your day.

FINAL THOUGHTS

Congrats! You've made it to the end of this guide, and I hope you're feeling more excited (and maybe even a little more at ease) about planning your dream elopement! Choosing to elope isn't just about saying "I do" - it's about crafting a day that's completely, beautifully yours. A day filled with moments that reflect who you are, what you love, and the connection you share.

From breathtaking landscapes to those intimate, heartfelt moments, your adventure elopement should be a true reflection of your unique story. My goal is to be more than just a photographer. I'm here to guide you, support you, celebrate with you, and make sure every moment of your day feels authentic and unforgettable.

If you're ready to dive in, have any questions, or just want to chat about a location you're dreaming of, don't hesitate to reach out! I'd love to hear your story, get to know your vision, and help bring your adventure to life - together.



WHAT CAN YOU LOOK FORWARD TO WITH ME AS YOUR PHOTOGRAPHER?

Don't just take my word for it - my couples will tell you!



Hannah

4 reviews · 4 photos



2 weeks ago

NEW

I wish the first step I took when planning our wedding was hiring Faith first! She is knowledgeable, professional and so friendly!! The months leading up to our big day she would check in and set up a game plan with us. She made a point to make sure she knew our vision of the day to capture everything we wanted. Faith was such a big help and our pictures came out amazing! I love them so much! She did a phenomenal job giving us directions for poses and different spots for pictures. I love that these photos truly captured our day and I will cherish them forever.



Katie Britt

Local Guide · 51 reviews



2 weeks ago

NEW

I get butterflies looking at the photos Faith took of our small ceremony. They perfectly capture our day and who we are, and I'm so thankful we chose her. She was the incredibly flexible- with timeline for the day, the shots I sent her beforehand, shots I requested in the moment, and with my vision. I was hoping for a good mix of candid, landscape, and poses along with some photos of our dog and family/friends, and Faith delivered already in the sneak peeks! And the photos have crisp quality, good framing, waterfall sparkles, and the colors are just right. During the session she was always easy-going and a joy to be around. Really appreciate you Faith for capturing our love and special day! So excited to see the rest! Xx



elizabeth cika

4 reviews · 5 photos



a year ago

Faith is an amazing human!! We had her for a total of about 8 hours and she captured our most special moments. Our ceremony was at Fall Creek Falls State Park in TN and the photos that she captured really showed the beauty of the space around us & our happiness. She even did some film photos for us! If you're in need of a wedding/elopement/any occasion photographer in middle or eastern TN (or anywhere honestly), Faith is your gal!!



Josie McGrath

1 review · 3 photos



3 months ago

Faith was AMAZING to work with! She had great communication throughout the entire process and was super flexible when we needed to reschedule for a family emergency. Faith is a true artist and captured beautiful memories for us to treasure forever. If you're looking for those Pinterest worthy pictures she's definitely your girl!



Alexandra Simber

1 review



3 months ago

We seriously could not have found someone better to capture our special day. My husband and I eloped and wanted to capture some of our special day together. We wanted something fun and intimate, just for us. Faith found a way to capture everything and more. It feels like the best gift ever getting to see these photos. She was amazing to work with, such a pleasure to have her included in our day! I'm so very thankful we had the opportunity to work with Faith. If you're considering, say yes already!!



Emma Shelton


1 review



7 months ago

Faith did a wonderful job as our elopement photographer!! She even helped us pick out a good location since we aren't from the area. She was very easy to get in touch with, even on short notice. Her prompts for photos were hilarious and she is such a genuine person. She was everything we wanted and more!!! We got sneak peeks of our photos in under 24 hours, including some videos. Her passion as a photographer truly shines through in her work. If you're looking for a photographer for any occasion, I recommend Faith!! You absolutely will not be disappointed!

NEXT STEPS FOR YOUR ELOPEMENT JOURNEY



Ready to start planning your dream elopement? Let's walk through what's next - from our first chat to capturing your big day. Whether you're still deciding on the perfect spot or already have a place in mind, I'm here to help you every step of the way.

STEP 1: LET'S CONNECT

Reach out via my website, email, or phone to schedule a free consultation. During this relaxed conversation, we'll get to know each other - your personalities, vision for your day, and any specific locations or activities you have in mind. This is your chance to ask questions and see if we're a good fit!

STEP 2: TAILORED PROPOSAL & BOOKING

After our chat, I'll send you a custom proposal with all the details - your ideal elopement package, timeline options, and what's included. To secure your date, you'll sign the contract and pay a retainer. Then, we celebrate because your adventure begins!

STEP 3: LOCATION SCOUTING & PLANNING

Once we're booked, I'll send over a quick questionnaire to get to know you even better. After that, I'll send over a personalized planning guide with location ideas, activity suggestions, and helpful tips. We'll work together to narrow down the perfect location, ensuring everything from permits to weather is accounted for. I'll take care of the research so you can focus on your vision.

STEP 4: CREATING YOUR VENDOR TEAM

If you're looking to add vendors, like a florist, officiant, or hair & makeup artist, I can help you choose a team that matches your style.

STEP 5: CRAFTING YOUR TIMELINE

As the big day approaches, I'll check in with final details, confirm logistics, and help in creating a flexible timeline that ensures your day flows naturally. From sunrise hikes to sunset ceremonies, we'll leave space for both key moments and relaxation. If you're planning a multi-day adventure, we'll map out activities and photo spots, too.

STEP 6: YOUR ELOPEMENT DAY

YOU'RE GETTING MARRIED! Today, I'll be there to capture every moment - big and small. Whether we're hiking, exploring, or simply soaking in the scenery, I'll document your day in a way that feels true to *you*.

STEP 7: RELIVE THE MAGIC

Within 24 hours, I'll send you sneak peek photos to relive the excitement. Your full gallery will be delivered within 6 - 8 weeks - ready for downloading, sharing, and printing. I'll also create an online slideshow and a complimentary album design to preserve your memories.



FAITH ASHLEE
PHOTOGRAPHY

GET IN TOUCH

FAITHASHLEEPHOTO@GMAIL.COM

STAY IN THE LOOP

@FAITHASHLEEPHOTO /
WWW.FAITHASHLEEPHOTO.COM